



Every Thursday 11AM- 12PM EST



Webpage



Youtube



Slack

Conversational AI Reading Group



Conversational AI Reading Group

Discrete Audio Tokens: More Than a Survey!

Pooneh Mousavi

Concordia - Mila

Sep 18, 2025



Meet the Team

Core Contributors

Pooneh Mousavi

Concordia University, Mila

Gallil Maimon

The Hebrew University of Jerusalem

Adel Moumen

University of Cambridge

Darius Petermann

Indiana University

Jiatong Shi

Carnegie Mellon University

Haibin Wu

Microsoft

Haici Yang

Indiana University

Anastasia Kuznetsova

Indiana University

Collaborators

Artem Ploujnikov

Université de Montréal, Mila

Ricard Marxer

Université de Toulon

Bhuvana Ramabhadran

Google

Benjamin Elizalde

Apple

Loren Lugosch

Apple

Jinyu Li

Microsoft

Cem Subakan

Laval University, Mila

Phil Woodland

University of Cambridge

Minje Kim

University of Illinois at Urbana-Champaign

Hung-yi Lee

National Taiwan University

Shinji Watanabe

Carnegie Mellon University

Yossi Adi

The Hebrew University of Jerusalem

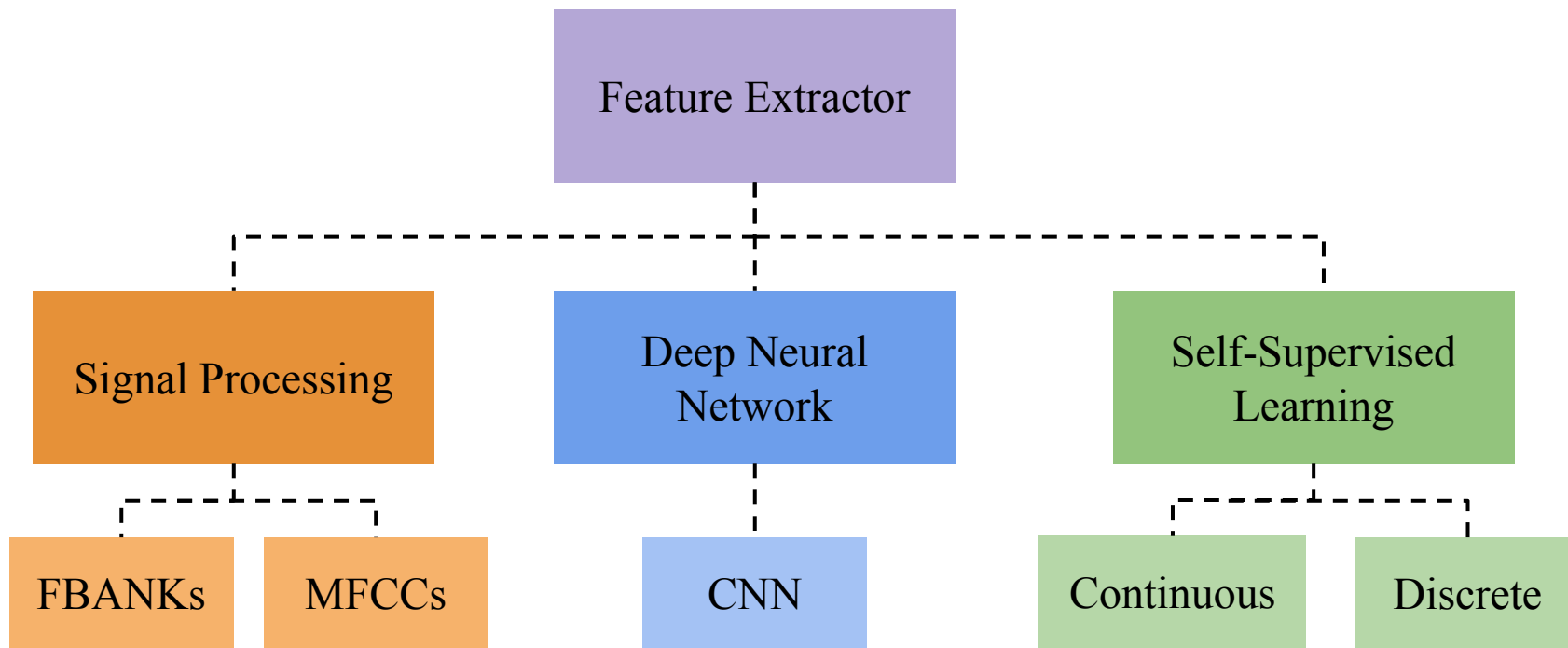
Mirco Ravanelli

Concordia University, Mila

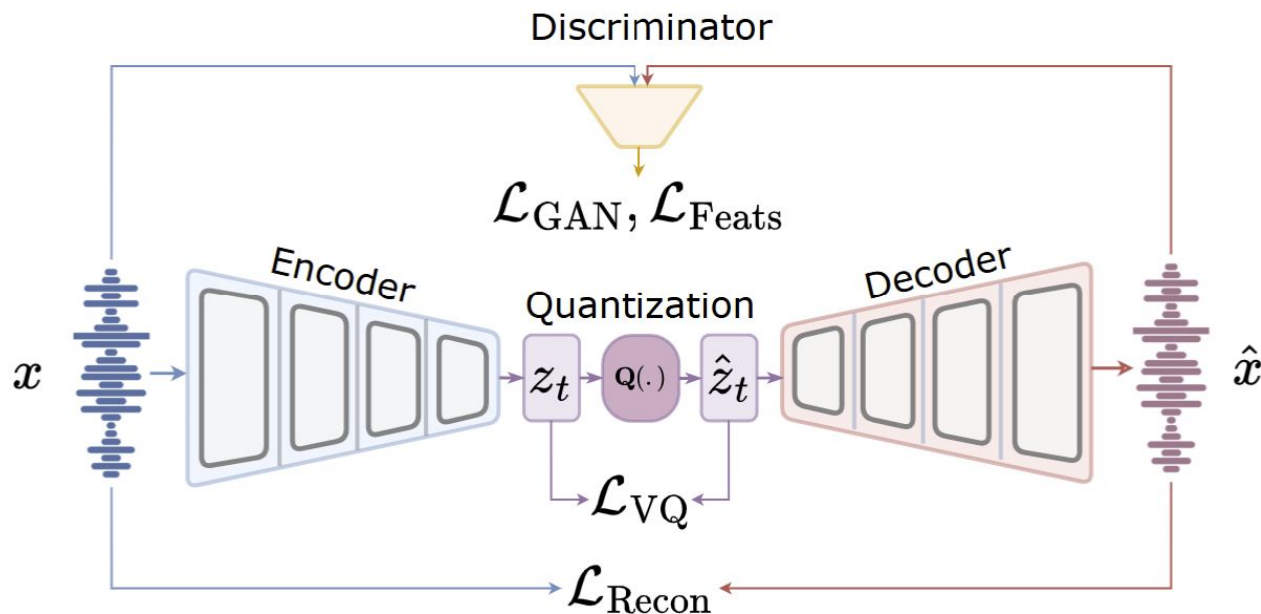


Background

Taxonomy of Speech Feature Extractor



Overall Architecture of a Standard Audio Tokenizer.



Audio Tokens

- Ideal audio tokens must preserve content, paralinguistic elements, speaker identity, and many other audio details.
- Benefits of discrete audio tokens:
 - Storage benefits
 - Efficient transmission
 - Simplify audio generation task
 - Faster inference
 - Easier integration to LLMs and multimodal models



Motivation

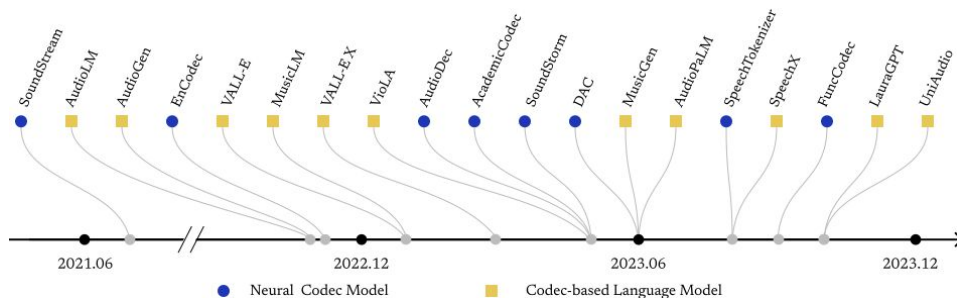
- Traditional audio codecs rely heavily on domain knowledge, combining signal processing pipelines with hand-crafted components to achieve efficient but lossy compression.

Motivation

- Traditional audio codecs rely heavily on domain knowledge, combining signal processing pipelines with hand-crafted components to achieve efficient but lossy compression.
- This has motivated a shift toward data-driven approaches with deep learning, known as neural codecs.

Motivation

- Traditional audio codecs rely heavily on domain knowledge, combining signal processing pipelines with hand-crafted components to achieve efficient but lossy compression.
- This has motivated a shift toward data-driven approaches with deep learning, known as neural codecs.
- Many audio tokenizers are proposed in last 3 years.



Adopted from Codec SUPERB



Our contribution is organized into three core studies!



Taxonomy

Our contribution is organized into three core studies!



Taxonomy

Benchmarking

Our contribution is organized into three core studies!



Taxonomy

Benchmarking

Ablation Study

Our contribution is organized into three core studies!

Taxonomy



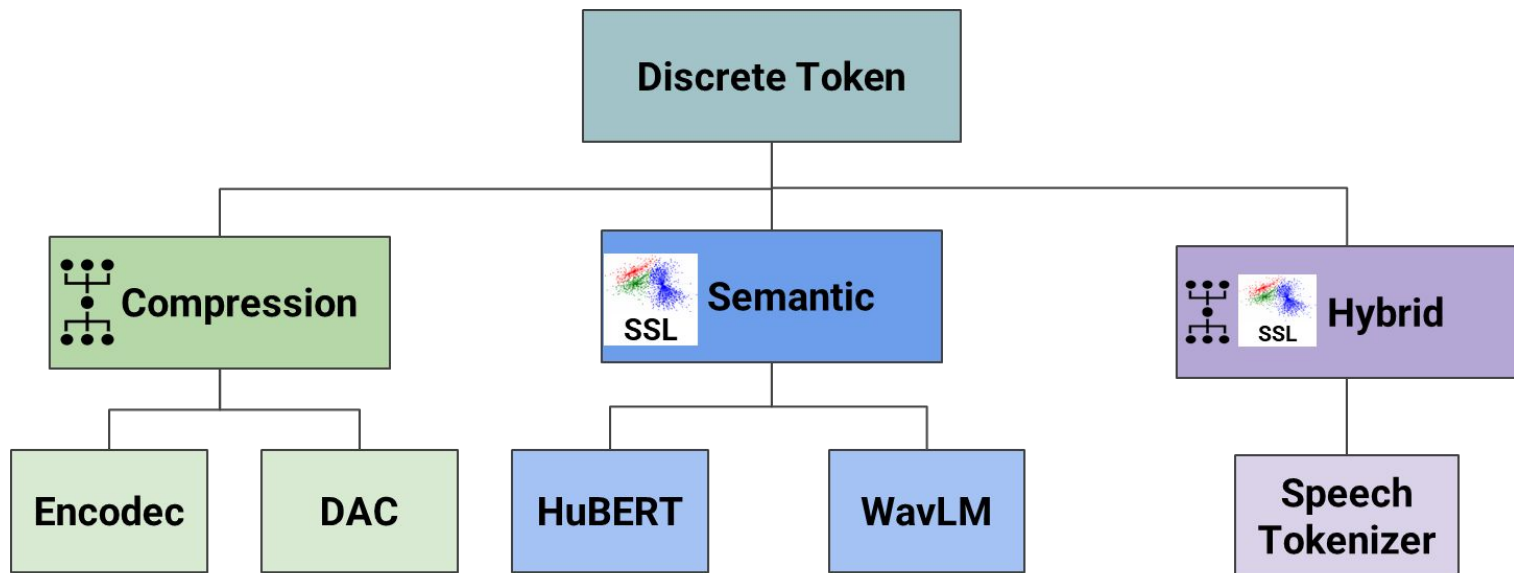
Benchmarking

Ablation Study

Study 1:

Audio Tokenizer Taxonomy

Traditional Taxonomy of Speech Discrete Tokenizer



What is the Problem?

- We argue the common division of discrete tokens into acoustic and semantic categories has notable limitations.



What is the Problem?

- We argue the common division of discrete tokens into acoustic and semantic categories has notable limitations.
- Acoustic tokenizers can capture semantic information , while semantic tokenizers have been effectively used in generative task.



What is the Problem?

- We argue the common division of discrete tokens into acoustic and semantic categories has notable limitations.
- Acoustic tokenizers can capture semantic information , while semantic tokenizers have been effectively used in generative task.
- This overlap blurs the boundary between the two categories

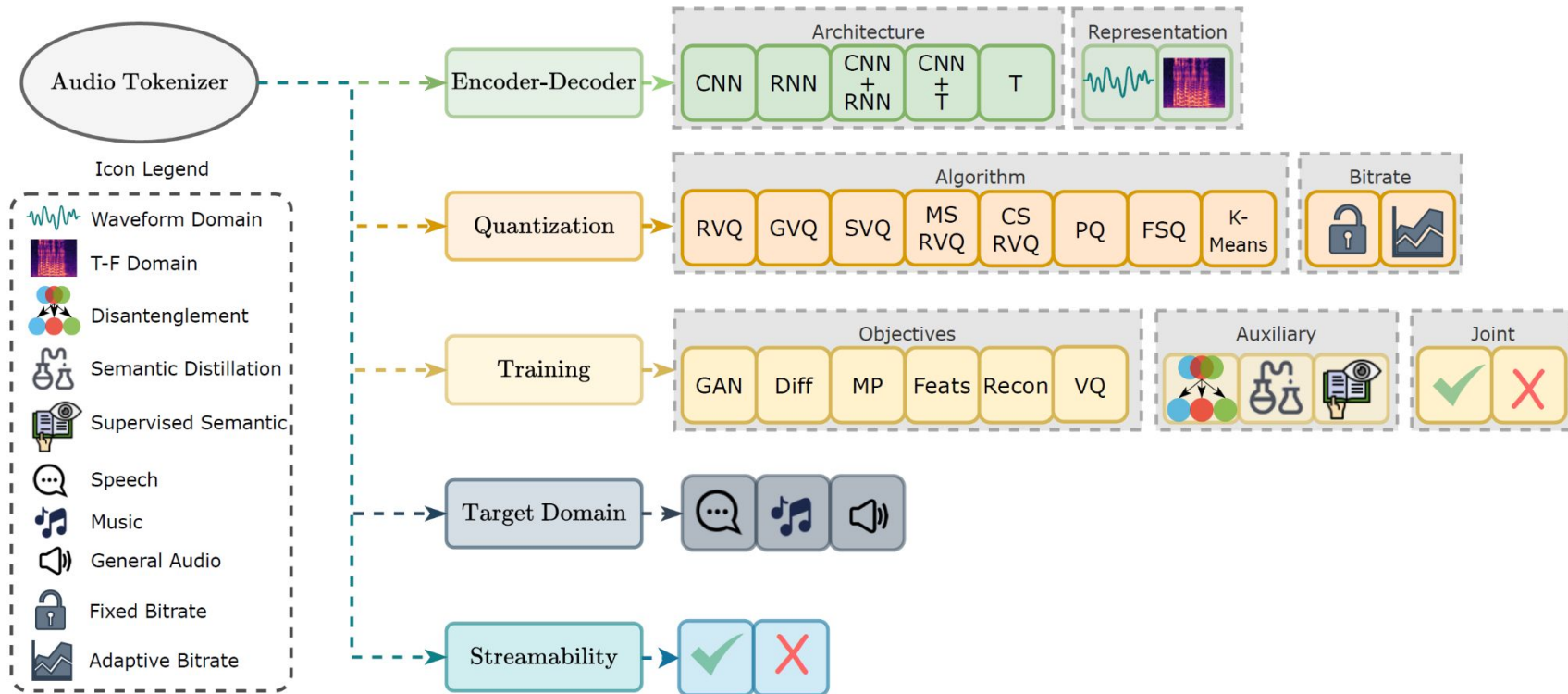


What is the Problem?

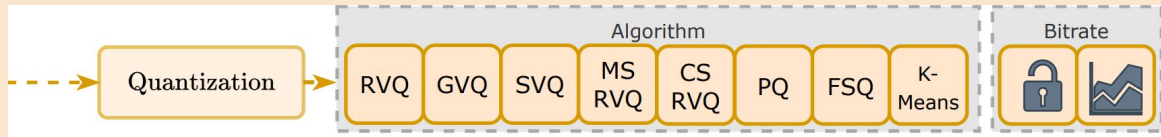
- We argue the common division of discrete tokens into acoustic and semantic categories has notable limitations.
- Acoustic tokenizers can capture semantic information , while semantic tokenizers have been effectively used in generative task.
- This overlap blurs the boundary between the two categories
- It fail to capture key architectural differences and practical tradeoffs.



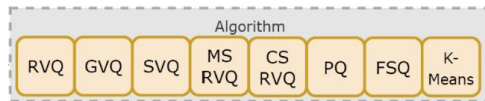
Refined Taxonomy of Speech Discrete Tokenizer



Quantization



Quantization Algorithm

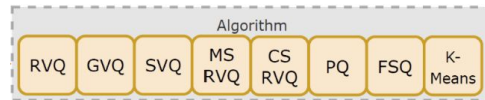


K-means :

- It is frequently used for post-training quantization.
- Select one or more layers from a pretrained SSL model → apply offline k-means clustering → assign cluster IDs as discrete tokens.

$$q_t = \arg \min_{k \in \{1, \dots, K\}} \|z_t - c_k\|^2$$

Quantization Algorithm



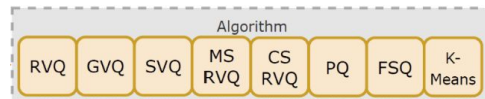
Residual Vector Quantization (RVQ)

- RVQ maps each frame-wise feature to the closest entry in a codebook and then refines this process by computing the residual after quantization.

Algorithm 1 Residual Vector Quantization (RVQ)

```
1: Input: Embedding  $z_t$ , Codebooks  $\{\mathcal{C}^{(m)}\}_{m=1}^M$ 
2: Initialize residual:  $r_t^{(1)} \leftarrow z_t$ 
3: for  $m = 1$  to  $M$  do
4:    $q_t^{(m)} \leftarrow \arg \min_k \|r_t^{(m)} - c_k^{(m)}\|^2$ 
5:    $\hat{z}_t^{(m)} \leftarrow c_{q_t^{(m)}}^{(m)}$ 
6:    $r_t^{(m+1)} \leftarrow r_t^{(m)} - \hat{z}_t^{(m)}$ 
7: end for
8: Output:  $\hat{z}_t \leftarrow \sum_{m=1}^M \hat{z}_t^{(m)}$ 
```

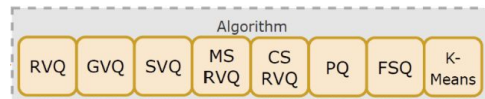
Quantization Algorithm



Single Vector Quantization (SVQ) :

- Use a single codebook for quantization
- is simpler and particularly useful for training acoustic language models.
- To compensate for the potential loss of information → adopt larger codebook sizes.

Quantization Algorithm



Group Vector Quantization (GVQ).

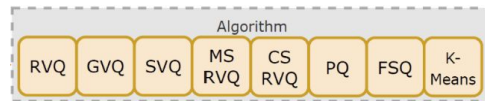
- Increases capacity at the first quantization stage by dividing the latent feature.

$$z_t = \left[z_t^{(1)} \parallel z_t^{(2)} \parallel \dots \parallel z_t^{(G)} \right],$$

- Quantized independently using a separate RVQ module.

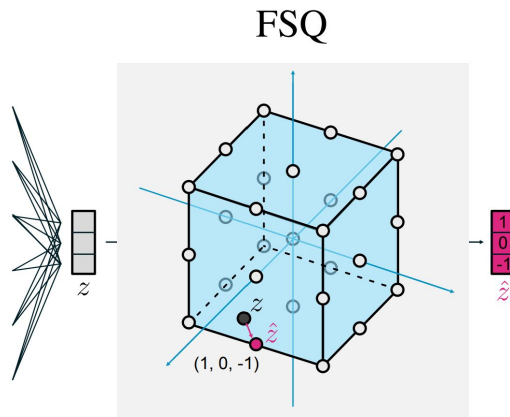
$$\hat{z}_t = \left[\hat{z}_t^{(1)} \parallel \hat{z}_t^{(2)} \parallel \dots \parallel \hat{z}_t^{(G)} \right].$$

Quantization Algorithm

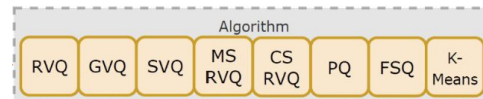


Finite Scalar Quantization (FSQ).

- FSQ maps each dimension of a feature vector to a fixed set of scalar values.
- No embedding saved for codebooks.

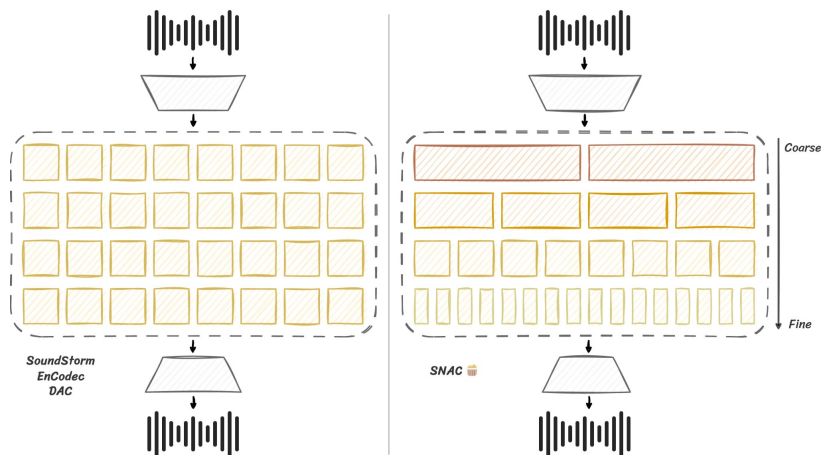


Quantization Algorithm



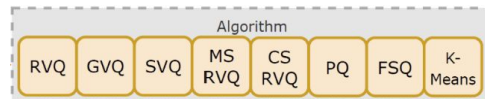
Multi-Scale RVQ (MSRVQ).

- Extends standard RVQ by applying quantizers at different temporal resolutions.



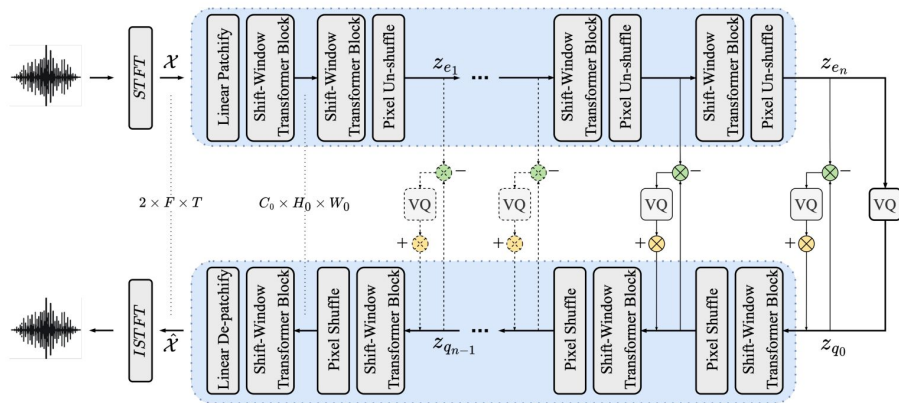
Adopted from SNAC: Multi-Scale Neural Audio Codec

Quantization Algorithm



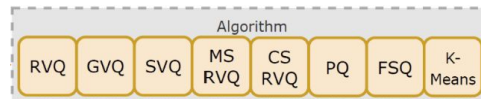
Cross-Scale RVQ (CSRVQ).

- Encode residuals between encoder and decoder features at multiple hierarchical levels.



Adopted from ESC: Efficient Speech Coding with Cross-Scale Residual Vector Quantized Transformers

Quantization Algorithm



Product Quantization (PQ).

- Commonly used in self-supervised learning (SSL)
- Partition embeddings into smaller subvectors and using Random-Projection Quantization.

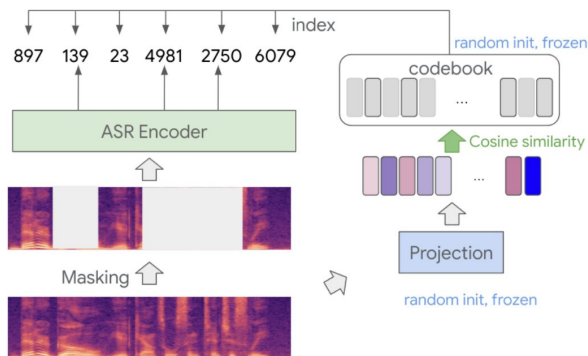
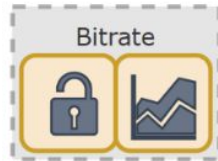


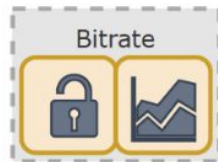
Figure 3: BEST-RQ based pre-training with conformer encoder.

Fixed vs. Adaptive Bitrate



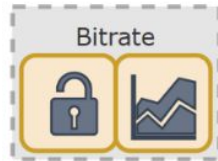
- **Fixed bitrate**, such as those based on codebooks, the bitrate is determined by the number of bits required to represent each code index, irrespective of the actual token distribution.

Fixed vs. Adaptive Bitrate



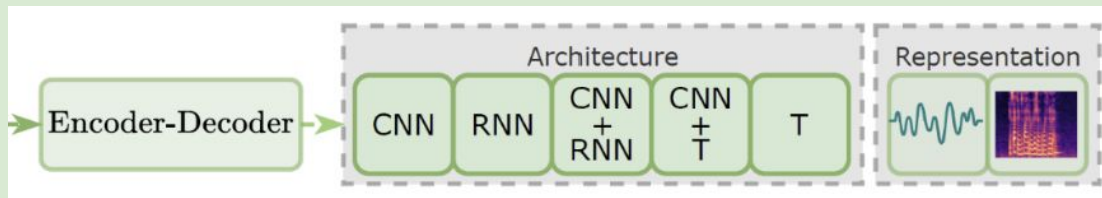
- **Fixed bitrate** is determined by the number of bits required to represent each code index, irrespective of the actual token distribution.
- **Adaptive bitrate** refers to entropy-based coding schemes that assign variable-length codes based on the statistical frequency of tokens.

Fixed vs. Adaptive Bitrate

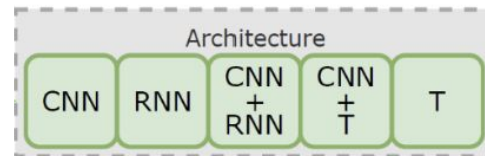


- **Fixed bitrate** is determined by the number of bits required to represent each code index, irrespective of the actual token distribution.
- **Adaptive bitrate** refers to entropy-based coding schemes that assign variable-length codes based on the statistical frequency of tokens.
- It is also important to distinguish between **adaptive** bitrate and **scalable** bitrate.

Encoder-Decoder

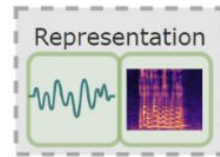


Architecture



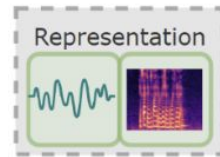
- Convolutional (CNN)
- Convolutional + RNN (CNN+RNN).
- Transformer (T).
- Convolutional + Transformer (CNN+T).

Input and Output Representations



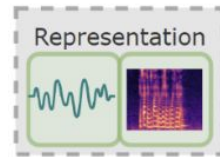
- Encoders can process audio inputs in either the time or the frequency domain.

Input and Output Representations



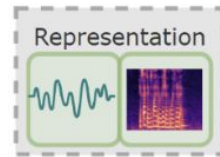
- Encoders can process audio inputs in either the time or the frequency domain.
- The output representation can follow two Approaches:

Input and Output Representations



- Encoders can process audio inputs in either the time or the frequency domain.
- The output representation can follow two Approaches:
 1. **Time domain waveforms**, where the decoder directly upsamples the discrete representation into waveforms.

Input and Output Representations



- Encoders can process audio inputs in either the time or the frequency domain.
- The output representation can follow two Approaches:
 1. **Time domain waveforms**, where the decoder directly upsamples the discrete representation into waveforms.
 2. **Time-frequency** domain features, where the decoder outputs time-frequency domain features and the Inverse Short-Time Fourier Transform (ISTFT) is applied for upsampling.

Training Paradigm



Training Strategies



- **Separate (Post-Training).** The encoder and decoder are optimized independently from the quantization module.

Training Strategies



- **Separate (Post-Training).** The encoder and decoder are optimized independently from the quantization module.
- **Joint (End-to-End Training).** The encoder, quantizer, and decoder are optimized simultaneously within a unified end-to-end framework.

Main Training Objectives:

- Reconstruction (Recon).

$$\mathcal{L}_{\text{Recon}} = \sum_{t=1}^T \|x_t - \hat{x}_t\|^2.$$



Main Training Objectives:



- Reconstruction (Recon).

$$\mathcal{L}_{\text{Recon}} = \sum_{t=1}^T \|x_t - \hat{x}_t\|^2.$$

- Vector Quantization (VQ).

$$\mathcal{L}_{VQ} = \|z - \hat{z}\|, \quad \hat{z} = \sum_{m=1}^M \alpha_m * c_m,$$

$$\mathcal{L}_{VQ} = \sum_{t=1}^T \sum_{m=1}^M \left\| z_t^{(m)} - \text{sg} \left[\hat{z}_t^{(m)} \right] \right\|^2,$$

Main Training Objectives:



- Reconstruction (Recon). $\mathcal{L}_{\text{Recon}} = \sum_{t=1}^T \|x_t - \hat{x}_t\|^2.$
- Vector Quantization (VQ). $\mathcal{L}_{VQ} = \|z - \hat{z}\|, \hat{z} = \sum_{m=1}^M \alpha_m * c_m, \quad \mathcal{L}_{VQ} = \sum_{t=1}^T \sum_{m=1}^M \left\| z_t^{(m)} - \text{sg} \left[\hat{z}_t^{(m)} \right] \right\|^2,$
- Adversarial (GAN) $\mathcal{L}_G = \frac{1}{K} \sum_{k=1}^K \max(1 - D_k(\hat{x}), 0) \quad \mathcal{L}_D = \frac{1}{K} \sum_{k=1}^K [\max(1 - D_k(x), 0) + \max(1 + D_k(\hat{x}), 0)]$

Main Training Objectives:



- Reconstruction (Recon).
$$\mathcal{L}_{\text{Recon}} = \sum_{t=1}^T \|x_t - \hat{x}_t\|^2.$$
- Vector Quantization (VQ).
$$\mathcal{L}_{\text{VQ}} = \sum_{t=1}^T \sum_{m=1}^M \left\| z_t^{(m)} - \text{sg} \left[\hat{z}_t^{(m)} \right] \right\|^2,$$
- Adversarial (GAN)
$$\mathcal{L}_G = \frac{1}{K} \sum_{k=1}^K \max(1 - D_k(\hat{x}), 0) \quad \mathcal{L}_D = \frac{1}{K} \sum_{k=1}^K [\max(1 - D_k(x), 0) + \max(1 + D_k(\hat{x}), 0)]$$
- Feature Matching (Feat).
$$\mathcal{L}_{\text{Feats}} = \frac{1}{KL} \sum_{k=1}^K \sum_{l=1}^L \frac{\|D_k^l(x) - D_k^l(\hat{x})\|_1}{\text{mean}(\|D_k^l(x)\|_1)},$$

Main Training Objectives:



- Reconstruction (Recon). $\mathcal{L}_{\text{Recon}} = \sum_{t=1}^T \|x_t - \hat{x}_t\|^2.$
- Vector Quantization (VQ). $\mathcal{L}_{\text{VQ}} = \sum_{t=1}^T \sum_{m=1}^M \left\| z_t^{(m)} - \text{sg} \left[\hat{z}_t^{(m)} \right] \right\|^2,$
- Adversarial (GAN) $\mathcal{L}_G = \frac{1}{K} \sum_{k=1}^K \max(1 - D_k(\hat{x}), 0) \quad \mathcal{L}_D = \frac{1}{K} \sum_{k=1}^K [\max(1 - D_k(x), 0) + \max(1 + D_k(\hat{x}), 0)]$
- Feature Matching (Feat). $\mathcal{L}_{\text{Feats}} = \frac{1}{KL} \sum_{k=1}^K \sum_{l=1}^L \frac{\|D_k^l(x) - D_k^l(\hat{x})\|_1}{\text{mean}(\|D_k^l(x)\|_1)},$
- Diffusion (Diff). $\mathcal{L}_{\text{diffusion}} = \mathbb{E}_{z_0, t, z_q} [\| \epsilon_t - \epsilon_{\theta}(z_t, t, z_q) \|],$

Main Training Objectives:

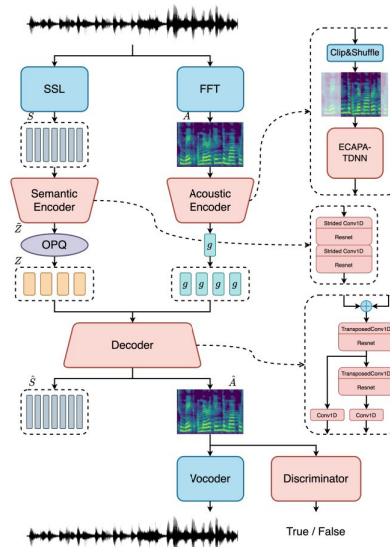


- Reconstruction (Recon).
$$\mathcal{L}_{\text{Recon}} = \sum_{t=1}^T \|x_t - \hat{x}_t\|^2.$$
- Vector Quantization (VQ).
$$\mathcal{L}_{\text{VQ}} = \sum_{t=1}^T \sum_{m=1}^M \left\| z_t^{(m)} - \text{sg} \left[\hat{z}_t^{(m)} \right] \right\|^2,$$
- Adversarial (GAN)
$$\mathcal{L}_G = \frac{1}{K} \sum_{k=1}^K \max(1 - D_k(\hat{x}), 0) \quad \mathcal{L}_D = \frac{1}{K} \sum_{k=1}^K [\max(1 - D_k(x), 0) + \max(1 + D_k(\hat{x}), 0)]$$
- Feature Matching (Feat).
$$\mathcal{L}_{\text{Feats}} = \frac{1}{KL} \sum_{k=1}^K \sum_{l=1}^L \frac{\|D_k^l(x) - D_k^l(\hat{x})\|_1}{\text{mean}(\|D_k^l(x)\|_1)},$$
- Diffusion (Diff).
$$\mathcal{L}_{\text{diffusion}} = \mathbb{E}_{z_0, t, z_q} [\| \epsilon_t - \epsilon_{\theta}(z_t, t, z_q) \|],$$
- Masked Prediction (MP).
$$\mathcal{L}_{\text{MP}} = \sum_{t=1}^T M_t \cdot \ell(Z_t, x_t)$$

Auxiliary Components

Disentanglement.

- Separate different speech attributes into distinct representations.
- Reduce redundancy while allowing independent control over acoustic properties and simplifying downstream tasks.



Auxiliary Components



Semantic Distillation.

- Enhance codec representations by incorporating phonetic information into specific codebooks.

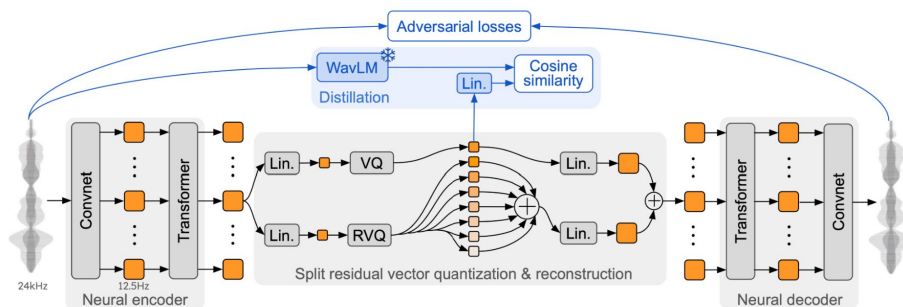


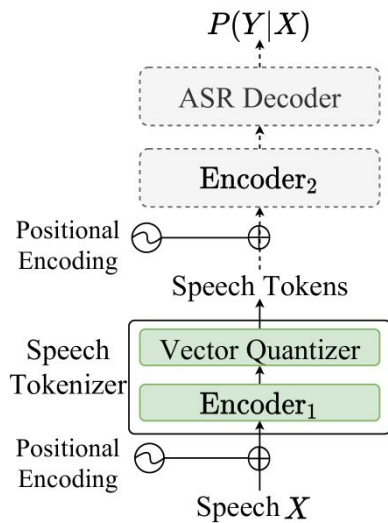
Figure 2: **Architecture and training of Mimi, our neural audio codec, with its split residual vector quantization.**

Training Paradigm

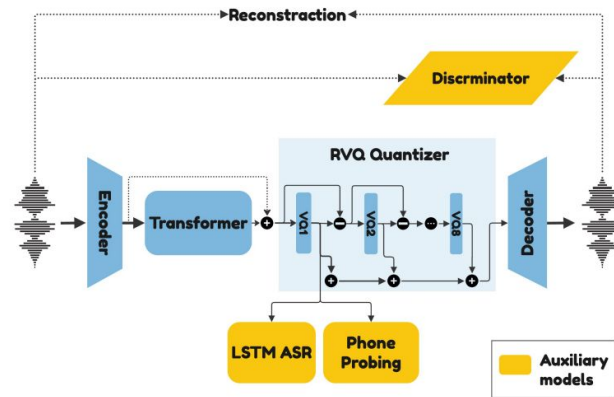


Supervised Semantic Tokenization

- Some tokenizers explicitly capture phonetic detail through supervised training.

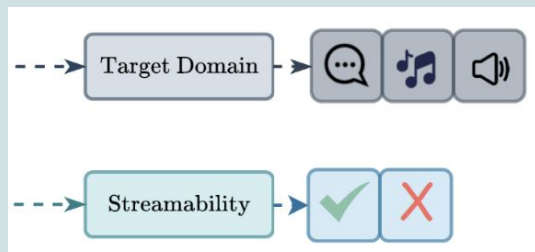


S3 Tokenizer - CosyVoice



PAST: Phonetic-Acoustic Speech Tokenizer

Streamability and Domain Categorization



Streamability and Domain Categorization



- **Streamability** refers to the ability of a tokenizer to process and generate audio in real-time with minimal latency, using little or no future context.

Streamability and Domain Categorization



- **Streamability** refers to the ability of a tokenizer to process and generate audio in real-time with minimal latency, using little or no future context.



- **Target Domain.** The type of data the tokenizer is specifically trained on e.g., speech, music, general audio or multiple domains.

We are done with our Taxonomy Section !

We provide the database of around 70 tokenizers in our website:


[Check out our tokenizer database!](#)

Contribute your tokenizer → Fill out the form at the bottom of the page.

Want to contribute your tokenizer?

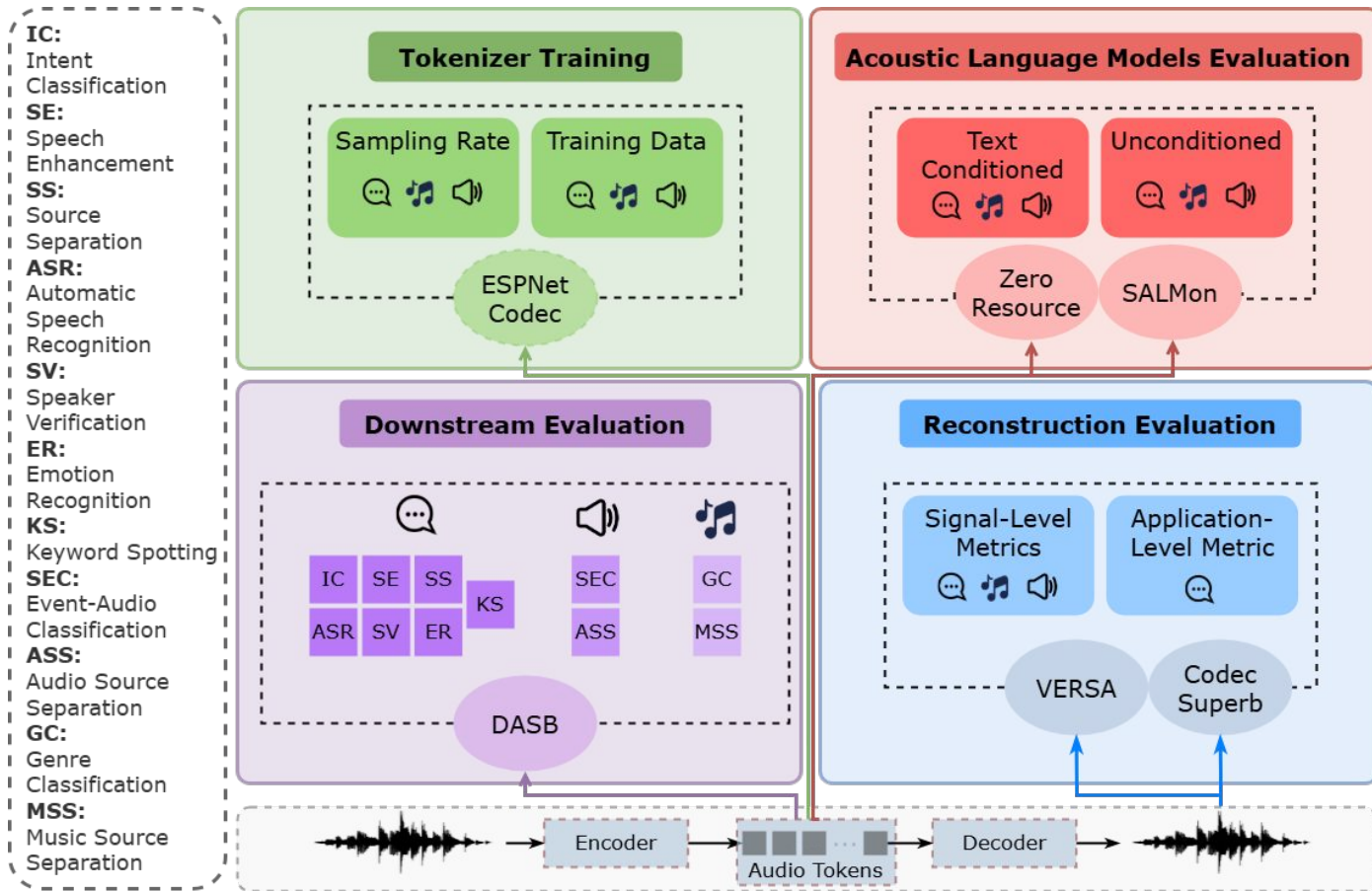


Submit a New Tokenizer



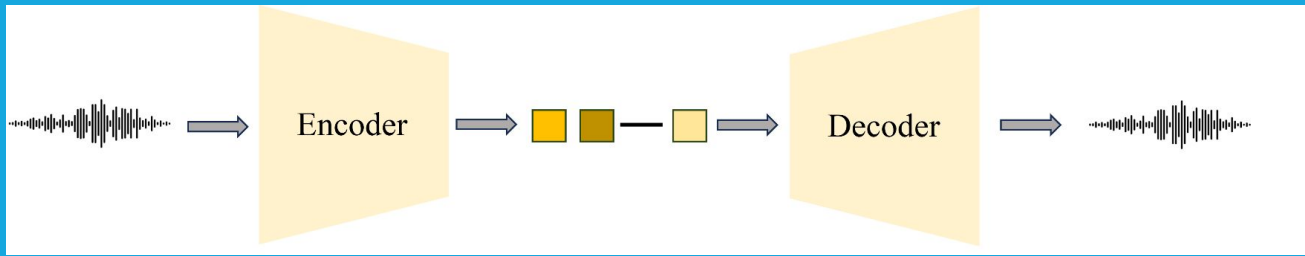
Study 2:

Benchmark Evaluation

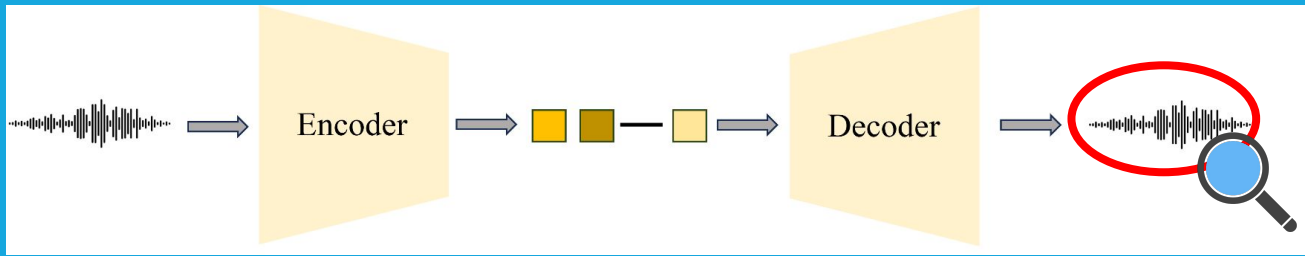


Audio tokenizers used throughout the study.

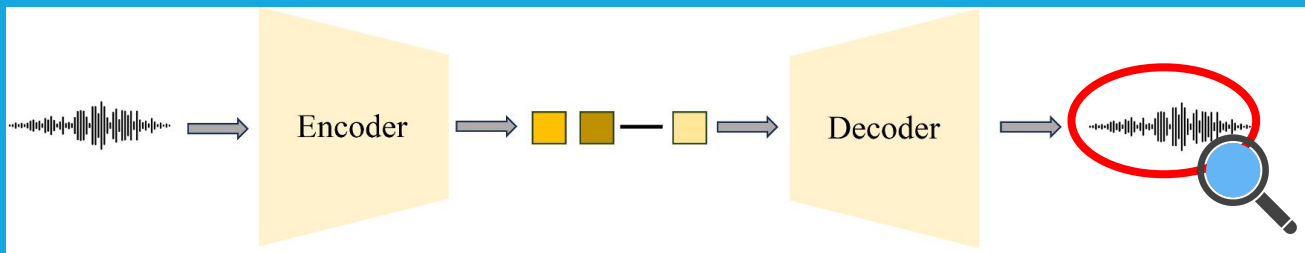
Tokenizer	Abbreviations	Domain			SR	Frame	#Codes	Params	MACs	Link
		Speech	Music	Audio	(kHz)	Rate		(Mil)	(G)	
EnCodec	Enc-SMA-24	✓	✓	✓	24	75	1024	14.9	6.1	Link
	Enc-M-32		✓		32	50	2048	56.9	14.4	Link
	Enc-A-16			✓	16	50	2048	56.8	14.0	Link
DAC	DAC-SMA-44	✓	✓	✓	44	86	1024	76.7	147.0	Link
	DAC-SMA-24	✓	✓	✓	24	75	1024	74.7	83.4	Link
	DAC-SMA-16	✓	✓	✓	16	50	1024	74.1	55.6	Link
SpeechTokenizer	ST-S-16	✓			16	50	1024	103.7	17.1	Link
Mimi	Mimi-S-24	✓			24	12.5	2048	79.3	8.1	Link
Discrete-WavLM	DWavL-S-16	✓			16	50	1000	331.9	21.1	Link
SQ-Codec	SQ-SMA-16	✓	✓	✓	16	50	19683	23.5	14.7	Link
WavTokenizer	WT-SMA-24	✓	✓	✓	24	75	4096	80.6	6.3	Link
	WT-S-24	✓			24	40	4096	80.9	3.4	Link



Reconstruction Evaluation



Reconstruction Evaluation



Reconstruction Evaluation

[Codec Superb](#)

[Versa](#)

Evaluation Metrics on Resynthesized Audio



Table 3: Summary of evaluation metrics on resynthesized audio.

Metric	Functionality	Range	Domain		
			Speech	Music	Audio
Signal-level					
SDR	Signal-to-distortion Ratio	(-inf, inf)	✓	✓	✓
SI-SNR	Scale-invariant signal-to-noise ratio	(-inf, inf)	✓	✓	✓
PESQ	Perceptual Evaluation of Speech Quality	[1, 5]	✓		
UTMOS	UTokyo-SaruLab System for VoiceMOS 2022	[1, 5]	✓		
DNSMOS P808	Deep Noise Suppression MOS Score of P.808	[1, 5]	✓		
DNSMOS P835	Deep Noise Suppression MOS Score of P.835	[1, 5]	✓		
PLCMOS	Packet Loss Concealment-focus MOS	[1, 5]	✓		
STOI	Short-Time Objective Intelligibility	[0, 1]	✓		
VISQOL	Virtual Speech Quality Objective Listener	[1, 5]		✓	✓
SingMOS	Singing voice MOS	[1, 5]		✓	✓
Application-level					
WER	Word Error Rate (beam=5)	[0, inf)	✓		
Spk Sim	Speaker Similarity	[-1, 1]	✓		

Reconstruction Performance of speech.



Tokenizer	#Q	kbps	Token rate	SDR ↑	SI- SNR↑	PESQ ↑	UTMOS ↑	DNSMOS P808↑	DNSMOS P835↑	PLCMOS ↑	STOI ↑	WER ↓	Spk Sim↑
Ground truth	-	-	-	290.16	55.92	4.64	4.09	3.84	3.18	4.16	1.00	2.83	1.00
Enc-SMA-24	2	1.5	150	0.82	-1.53	1.56	1.58	3.21	2.39	3.44	0.85	5.44	0.42
	8	6	600	6.50	4.83	2.77	3.09	3.57	2.96	4.08	0.94	2.78	0.72
	32	24	2400	9.75	7.90	<u>3.71</u>	3.74	3.74	3.19	4.29	<u>0.97</u>	2.77	0.78
DAC-SMA-24	2	1.5	150	-0.57	-8.40	1.48	1.68	3.24	2.61	3.27	0.83	9.59	0.45
	8	6	600	1.79	-9.51	3.40	3.60	3.69	3.16	4.15	0.95	3.53	0.73
	32	24	2400	2.20	-9.47	4.45	4.05	3.78	3.20	<u>4.40</u>	0.99	2.72	0.80
ST-S-16	2	1	100	-7.10	-14.46	1.21	2.32	3.37	2.78	2.96	0.77	4.20	0.35
	8	4	400	3.01	0.53	2.62	3.84	3.77	3.17	4.00	0.92	<u>2.41</u>	<u>0.86</u>
Mimi-S-24	8	1.1	100	3.43	1.19	2.22	3.60	3.68	3.17	4.27	0.90	3.72	0.70
	32	4.4	400	<u>9.32</u>	<u>7.45</u>	3.38	<u>3.92</u>	3.74	3.18	<u>4.40</u>	0.96	2.96	0.85
DWavL-S-16	2	1	100	-13.96	-37.23	1.13	3.32	3.68	3.13	3.86	0.75	4.97	0.33
	6	3	300	-12.69	-35.43	1.19	3.32	3.72	3.13	4.05	0.75	4.34	0.35
SQ-SMA-16	4	3	200	1.91	-8.61	3.31	3.90	3.83	3.28	4.13	0.96	2.37	0.87
WT-SMA-24	1	.98	75	2.02	-0.79	1.88	3.77	3.76	3.18	4.41	0.87	8.10	0.60
WT-S-24	1	.52	40	0.17	-3.16	2.05	3.89	<u>3.82</u>	<u>3.27</u>	4.38	0.89	8.91	0.61

Reconstruction Performance for both General Audio and Music



Tokenizer	#Q	kbps	Token rate	Audio					Music				
				SDR ↑	CI- SDR↑	SI- SNR↑	VISQOL ↑	Sing MOS↑	SDR ↑	CI- SDR↑	SI- SNR↑	VISQOL ↑	Sing MOS↑
Ground truth	-	-	-	<u>252.75</u>	<u>84.90</u>	<u>57.96</u>	<u>4.73</u>	<u>2.70</u>	<u>254.24</u>	<u>87.26</u>	<u>60.26</u>	<u>4.73</u>	<u>2.79</u>
Enc-SMA-24	2	1.5	150	-1.29	-1.28	-4.31	3.94	2.59	2.16	2.13	0.46	4.05	2.67
	8	6	600	<u>4.28</u>	<u>4.10</u>	2.33	4.25	2.60	<u>7.32</u>	<u>7.17</u>	<u>5.87</u>	4.38	2.66
	32	24	2400	7.72	7.33	<u>5.64</u>	<u>4.36</u>	2.60	11.04	10.75	9.19	<u>4.50</u>	2.66
DAC-SMA-24	2	1.5	150	-2.60	-2.55	-11.55	3.99	2.59	1.75	1.71	-2.21	3.94	2.70
	8	6	600	1.35	1.22	-10.28	4.35	<u>2.61</u>	4.82	4.67	-1.25	4.30	<u>2.68</u>
	32	24	2400	2.45	2.22	-9.91	4.59	2.60	5.56	5.37	-1.16	4.56	2.66
SQ-SMA-16	4	3	200	-2.33	-2.33	-10.50	4.32	2.62	3.44	3.39	-0.38	4.34	<u>2.68</u>
WT-SMA-24	1	.98	75	-4.55	-4.45	9.78	3.96	2.56	-14.30	-14.28	-23.09	3.64	2.60
WT-S-24	1	.52	40	-11.00	-10.85	-20.91	3.85	2.53	-19.91	-19.89	-45.55	3.33	2.42



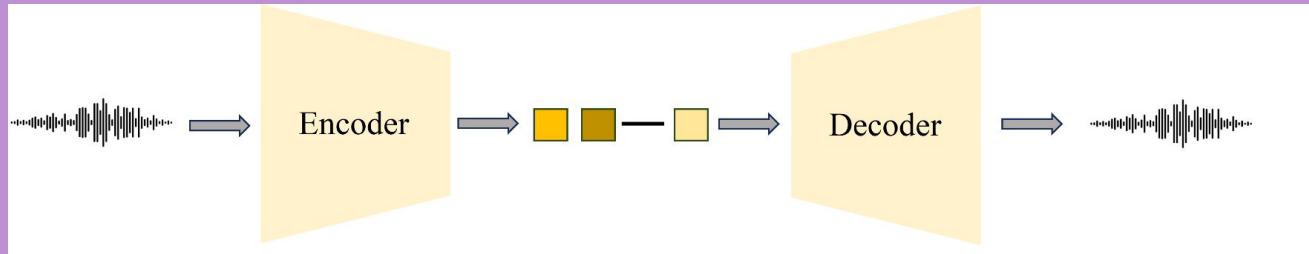
Main Takeaways

- Overall, these results underscore the importance of evaluating audio tokenizers beyond traditional waveform fidelity measures.

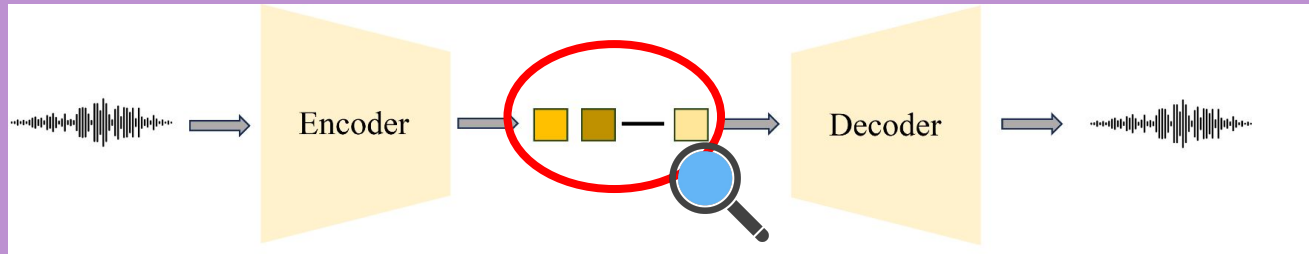


Main Takeaways

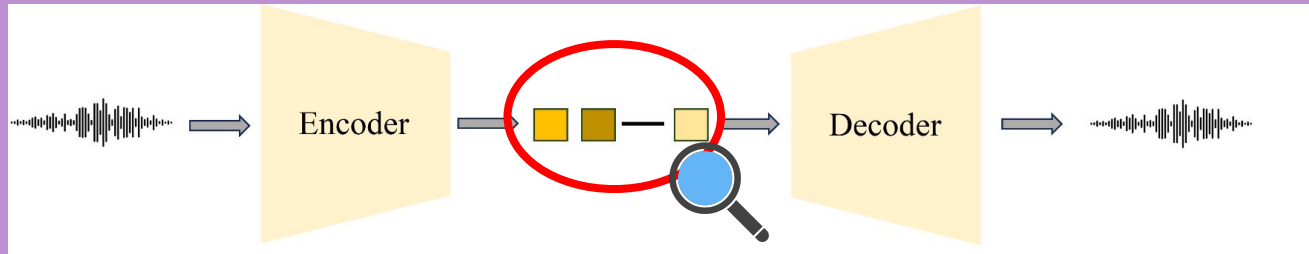
- Overall, these results underscore the importance of evaluating audio tokenizers beyond traditional waveform fidelity measures.
- Models optimized for perceptual or downstream tasks may exhibit low signal reconstruction performance, yet still produce subjectively high-quality audio reconstructions.



Downstream Evaluation



Downstream Evaluation



Downstream Evaluation

DASB

Datasets, metrics, and downstream models for the DASB



Task	Dataset	Architecture	Metric(s)
<i>Speech (Discriminative)</i>			
ASR (En)	LibriSpeech (Korvas et al., 2014)	Branchformer	WER
ASR (Low-resource)	CommonVoice 17.0 (Ardila et al., 2020)	BiLSTM	WER
Speaker ID / Verification	VoxCeleb1 (Nagrani et al., 2017)	ECAPA-TDNN	Accuracy / EER
Emotion Recognition	IEMOCAP (Busso et al., 2008)	ECAPA-TDNN	Accuracy
Keyword Spotting	Speech Commands (Warden, 2018)	ECAPA-TDNN	Accuracy
Intent Classification	SLURP (Bastianelli et al., 2020)	BiLSTM+Linear	Accuracy
<i>Speech (Generative)</i>			
Speech Enhancement	VoiceBank (Valentini-Botinhao et al., 2016)	Conformer	DNSMOS / dWER
Speech Separation	Libri2Mix (Cosentino et al., 2020)	Conformer	DNSMOS / dWER / SpkSim
<i>Music</i>			
Music Genre Classification	GTZAN (Tzanetakis & Cook, 2002)	ECAPA-TDNN	Accuracy
Music Source Separation	MUSDB (Rafii et al., 2017)	Conformer	SDR / SIR / SAR
<i>General Audio</i>			
Sound Event Classification	ESC-50 (Piczak, 2015)	ECAPA-TDNN	Accuracy
Audio Separation	FUSS (Wisdom et al., 2021)	Conformer	SDR

DASB Results for Discriminative Tasks (speech)



Tokenizer	#Q	ASR-En		ASR-LR		ER	IC	KS	SI	SV
		WER↓		WER↓		ACC↑	ACC↑	ACC↑	ACC↑	EER↓
		Clean	Other	Welsh	Basque					
Continuous	–	<u>4.07</u>	<u>6.81</u>	<u>41.77</u>	<u>14.32</u>	<u>63.10</u>	<u>86.10</u>	<u>99.00</u>	<u>99.70</u>	<u>2.10</u>
Enc-SMA-24	2	12.70±0.37	29.09±0.13	90.90±0.32	51.00±0.98	45.50±0.02	42.90±0.16	77.73±3.12	89.81±5.46	18.33±0.26
	8	8.43±0.13	21.77± 0.36	84.53±1.90	45.36±0.57	44.73±0.02	40.03±0.29	74.30±1.69	94.26±3.99	13.54±0.57
	32	9.95±1.17	23.24± 1.22	97.39±1.19	58.21±0.92	42.96±0.02	33.66±2.65	69.10±3.42	91.12±1.92	<u>10.12±6.66</u>
DAC-SMA-24	2	14.84±0.25	33.88±0.20	95.21±0.84	68.93±0.42	45.20±0.01	29.83±0.19	67.27±1.56	97.88±0.79	21.80±1.00
	8	10.73± 0.10	25.39± 0.20	97.20±0.14	62.45±1.40	44.73±0.02	23.97±0.41	65.27±2.82	87.33±10.98	15.86±5.26
	32	13.13±0.16	28.47±0.19	98.96±0.18	73.57±1.56	43.20±0.02	44.60±39.19	68.67±2.91	87.69±4.99	17.12 ± 0.76
ST-S-16	2	9.48±0.10	22.68±0.10	71.36±0.32	42.17±0.05	54.86±0.01	56.80±0.08	94.11±0.63	73.16±0.37	24.23±0.29
	8	9.06± 0.45	21.72±0.23	68.36±0.44	35.35±0.22	55.00±0.01	53.83±0.05	94.11±0.07	96.78±0.45	<u>10.45±0.43</u>
Mimi-S-24	8	9.73±0.61	22.65±0.41	91.59±0.15	59.18±8.52	51.13±0.02	53.83±0.19	92.18±0.20	79.50±0.43	18.68±0.35
	32	10.84±0.56	24.10±0.36	96.89±0.07	58.15±6.90	46.76±0.01	50.73±0.50	91.31±0.19	63.93±13.64	23.91±4.60
DWavL-S-16	2	4.78±0.25	<u>10.58±0.17</u>	<u>58.98±0.15</u>	<u>22.02±0.17</u>	<u>61.53±0.02</u>	<u>76.33±0.17</u>	96.82±0.92	76.57±0.33	22.41±0.19
	6	<u>5.07±0.17</u>	9.57±0.20	48.94±0.38	19.66±0.33	63.20±0.01	78.73±0.12	<u>95.89±0.50</u>	92.31±0.09	13.47±0.22
SQ-SMA-16	4	91.57±0.49	92.90±0.41	94.80±0.88	94.24±1.24	41.30±0.06	58.13±0.26	92.74±0.42	<u>97.38±0.03</u>	9.69±0.25
SQ-SMA-16*	4	11.63±0.08	30.91±0.17	–	–	–	–	–	–	–
WT-SMA-24	1	16.11±0.18	35.48±0.35	97.41±0.08	75.82±0.20	43.43±0.02	15.25±0.15	59.13±2.10	85.90±2.48	19.38±0.36

DASB Results for Generative Tasks (speech).



Models\Tasks	#Q	SE			SS - Speech			
		DNSMOS	dWER	Spk	DNSMOS	DNSMOS	dWER	Spk
		↑	↓	Sim↑	Rec↑	Sep↑	↓	Sim↑
Continuous	–	3.49	4.92	0.93	–	3.68	9.97	0.94
Enc-SMA-24	2	3.15±0.01	34.95±0.64	0.86±0.00	3.19	3.13±0.00	80.33±1.77	0.88±0.00
	8	3.08±0.01	22.70±1.84	0.88±0.00	3.54	3.08±0.00	53.37±0.65	0.90±0.00
	32	2.78±0.01	65.70±6.09	0.80±0.01	3.72	2.97±0.01	92.42±0.97	0.85±0.00
DAC-SMA-24	2	3.26±0.01	54.85±1.82	0.86±0.00	3.16	3.01±0.00	101.19±1.99	0.85±0.00
	8	3.51±0.01	29.44±3.93	0.90±0.01	3.67	3.30±0.00	52.77±2.48	0.93±0.00
	32	2.93±0.01	30.66±0.97	0.88±0.00	<u>3.76</u>	2.67±0.01	92.07±0.05	0.88±0.01
ST-S-16	2	3.19±0.02	29.98±0.58	0.86±0.00	3.20	3.13±0.00	84.94±0.63	0.87±0.00
	8	3.49±0.01	<u>21.65±0.57</u>	0.87±0.00	3.72	3.43±0.01	60.90±0.77	<u>0.91±0.00</u>
Mimi-S-24	8	3.25±0.01	67.56±2.21	0.85±0.00	3.65	3.29±0.00	109.30±3.30	0.87±0.00
	32	3.18±0.01	102.61±2.40	0.82±0.00	3.72	3.00±0.00	137.00±2.16	0.82±0.00
DWavL-S-16	2	<u>3.56±0.01</u>	25.88±2.15	0.88±0.00	3.57	<u>3.56±0.00</u>	<u>49.57±0.64</u>	0.85±0.00
	6	3.57±0.01	9.43±0.33	<u>0.89±0.00</u>	3.75	3.75±0.01	30.39±0.45	<u>0.91±0.00</u>
SQ-SMA-16	4	3.28±0.01	122.33±8.74	0.83±0.00	3.77	3.19±0.00	136.00±3.58	0.83±0.00
WT-SMA-24	1	3.33±0.01	67.53±10.65	0.85±0.00	3.57	3.42±0.00	118.33±4.50	0.86±0.00
Mixture	–	–	–	–	–	3.43	–	–

DASB Results Music and General Audio Tasks.

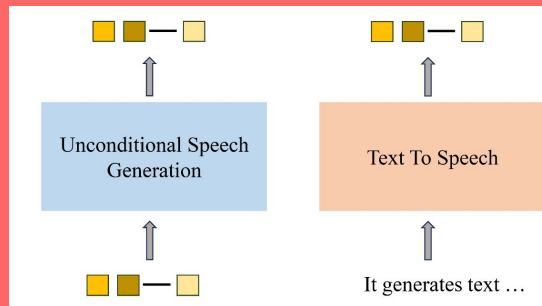


Tokenizer	#Q	SS - Audio		SS - Music				SEC	MGC
		SI-SDRi↑		SI-SDRi↑		SAR↑	SIR↑	ACC↑	ACC↑
		Rec	Sep	Rec	Sep				
Continuous	–	–	15.07	–	13.29	9.56	11.99	92.91	87.00
Enc-SMA-24	2	0.76	<u>7.03±0.49</u>	3.36	<u>1.49±2.04</u>	<u>-2.80±1.68</u>	5.96±1.52	34.83±0.47	70.33±1.70
	8	3.87	9.53±0.33	7.99	1.98±0.36	-1.95±0.33	<u>5.26±0.22</u>	37.00±0.73	<u>54.67±3.86</u>
	32	5.76	-1.73±0.09	11.10	-11.72±0.35	-15.00±0.02	-0.42±0.01	35.43±1.45	39.67±1.25
DAC-SMA-24	2	0.12	3.84±0.48	2.37	1.01±0.17	-3.59±0.09	5.92±0.28	31.03±1.84	50.00±0.82
	8	3.33	5.62±0.21	6.66	-11.77±0.1	-10.62±2.35	-5.52±3.68	28.60±0.79	47.67±3.09
	32	<u>4.73</u>	-4.92±0.32	<u>8.54</u>	-11.32±0.12	-12.70±0.17	-2.05±0.41	<u>36.67±0.92</u>	50.00±0.82
SQ-SMA-16	4	3.62	6.54±0.22	5.53	-3.62±0.87	-5.84±0.86	1.42±0.32	31.37±1.37	42.67±0.47
WT-SMA-24	1	-24.05	-16.72±0.08	-2.66	-4.52±0.04	-8.32±0.07	2.65±0.11	34.50±0.82	48.00±1.41
Mixture	–	–	-16.5	–	-7.71	50.01	-inf	–	–

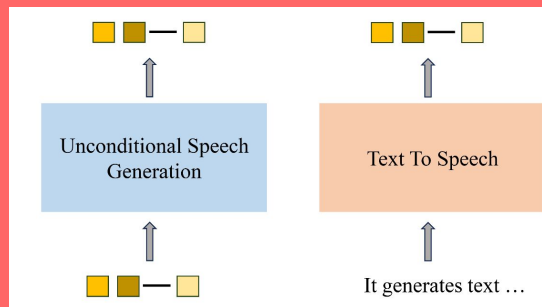


Main Takeaways

Tokenizer Type	Reconstruction	Downstream	Low-Resource Robustness	Model Scalability	Convergence Speed	efficiency
Acoustic	High	Low	✗	Requires large models	Slow	High
Semantic	Low	High	✓	Can work with smaller models	Fast	Low
Hybrid	Moderate	Moderate	✗	Depends on data	Moderate	Moderate



Acoustic Language Models Evaluation



Acoustic Language Models Evaluation

Zero
Resource

SALMon

Speech Language Modeling



Tokenizer	#Q	Spoken Content				Acoustic Consistency			Sem.-Ac. Align.
		sBLIMP↑	sWUGGY↑	sSC↑	tSC↑	Gender↑	Sent.↑	Spk↑	Sentiment↑
HuBERT 25Hz	1	60.89	70.51	53.23	71.46	69.50	62.50	69.00	53.00
Enc-SMA-24	8	51.14	51.29	50.18	48.20	70.50	56.50	65.00	50.00
DAC-SMA-16	8	51.51	50.73	48.95	51.52	81.00	60.00	77.00	50.00
ST-S-16	8	51.08	56.89	48.42	55.74	66.50	58.00	65.00	49.50
ST-S-16*	8	52.75	63.46	47.56	60.60	67.00	59.50	65.50	50.00
Mimi-S-24	8	52.25	62.21	51.52	54.30	77.50	71.50	78.00	<u>52.00</u>
Mimi-S-24*	8	<u>60.17</u>	67.57	51.68	<u>68.51</u>	76.50	<u>77.00</u>	76.00	<u>52.00</u>
DWavL-S-16	6	53.96	<u>69.10</u>	51.41	62.42	92.00	70.00	86.50	49.00
SQ-SMA-16	4	51.58	51.41	51.79	55.10	<u>83.00</u>	64.00	<u>84.50</u>	50.50
WT-SMA-24	1	51.22	54.60	<u>52.00</u>	52.75	81.50	78.50	69.00	50.50



Main Takeaways

- Semantic and acoustic performance in SLMs varies significantly across tokenizer types.



Main Takeaways

- Semantic and acoustic performance in SLMs varies significantly across tokenizer types.
- Semantically distilled tokenizers, particularly those with semantic stream overweighting, showed promising results close to HuBERT.



Main Takeaways

- Semantic and acoustic performance in SLMs varies significantly across tokenizer types.
- Semantically distilled tokenizers, particularly those with semantic stream overweighting, showed promising results close to HuBERT.
- Overall, our findings suggest that, for now, there is no single tokenizer that excels across all spoken and acoustic tasks.

Text-to-Speech (VALL-E).



Tokenizer	#Q	UTMOS \uparrow	dWER \downarrow	SpkSim \uparrow
Enc-SMA-24	8	2.31	4.77	0.91
Enc-S-24	8	3.77	5.74	0.91
DAC-SMA-24	8	2.47	11.71	0.88
ST-S-16	8	2.91	5.35	0.91
Mimi-S-24	8	2.60	7.93	0.91
DWavL-S-16	6	<u>3.42</u>	4.32	<u>0.90</u>
WT-SMA-24	1	2.85	<u>4.67</u>	0.88



Main Takeaways

- Overall, achieving strong TTS performance with discrete tokenizers remains challenging, especially under constrained training conditions



Main Takeaways

- Overall, achieving strong TTS performance with discrete tokenizers remains challenging, especially under constrained training conditions
- Training with semantic tokenizers leads to more robust and effective TTS performance compared to acoustic or semantically distilled tokenizers.



Main Takeaways

- Overall, achieving strong TTS performance with discrete tokenizers remains challenging, especially under constrained training conditions
- Training with semantic tokenizers leads to more robust and effective TTS performance compared to acoustic or semantically distilled tokenizers.
- When scaling data and model, acoustic tokenizers, such as EnCodec, can be competitive with or even outperform semantic ones.

Audio Generation



Tokenizer	#Q	Text Cond. Generation			Uncond. Generation			Reconstruction		
		FAD↓	KLD↓	CLAP↑	FAD↓	KLD↓	CLAP↑	FAD↓	KLD↓	CLAP↑
Enc-SMA-24	8	3.771	<u>1.555</u>	.279	5.996	1.897	.202	3.806	0.456	<u>.281</u>
Enc-M-32	4	10.110	1.788	<u>.295</u>	13.400	2.840	.175	12.611	1.387	.251
Enc-A-16	4	1.955	1.576	.300	3.548	2.064	<u>.205</u>	1.816	<u>0.419</u>	.273
DAC-SMA-44	9	6.929	1.959	.267	6.732	<u>2.041</u>	.212	<u>2.206</u>	0.242	.299
DAC-SMA-24	9	7.708	1.966	.253	8.196	2.183	.199	4.124	0.446	<u>.281</u>
SQ-SMA-16	4	7.733	3.078	.151	5.977	2.301	.175	3.460	0.460	.268
WT-SMA-24	1	<u>2.594</u>	1.463	.291	<u>4.441</u>	2.224	.193	5.018	0.892	.253



Main Takeaways

- Our findings highlight the critical role of domain-specific training for audio tokenizers.



Main Takeaways

- Our findings highlight the critical role of domain-specific training for audio tokenizers.
- Our results also show that the best reconstruction performance does not correlate with the best modeling performance.



Main Takeaways

- Our findings highlight the critical role of domain-specific training for audio tokenizers.
- Our results also show that the best reconstruction performance does not correlate with the best modeling performance.
- We also emphasize the need for more robust evaluation metrics.

Music Generation



Tokenizer	#Q	Text Cond. Generation			Uncond. Generation			Reconstruction		
		FAD↓	KLD↓	CLAP↑	FAD↓	KLD↓	CLAP↑	FAD↓	KLD↓	CLAP↑
MusicCaps										
Enc-SMA-24	8	11.173	2.246	.108	4.632	0.904	.275	2.209	0.259	.358
Enc-M-32	4	4.264	2.006	.150	2.715	0.890	.282	1.995	0.356	.339
DAC-SMA-44	9	<u>8.398</u>	2.214	<u>.119</u>	<u>3.724</u>	0.784	.282	0.927	0.182	<u>.340</u>
DAC-SMA-24	9	9.403	<u>2.127</u>	.093	4.001	<u>0.820</u>	<u>.277</u>	<u>1.335</u>	<u>0.209</u>	.358
SQ-SMA-16	4	14.211	2.810	.064	5.163	0.979	.270	2.078	0.258	.338
WT-SMA-24	1	17.050	2.792	.056	5.550	1.105	.251	1.984	0.414	.336
FMA										
Enc-SMA-24	8	15.380	2.161	.059	14.478	1.827	.065	1.013	0.287	.141
Enc-M-32	4	8.871	1.299	.078	8.357	1.006	.079	0.784	0.344	<u>.153</u>
DAC-SMA-44	9	8.115	<u>1.543</u>	<u>.062</u>	<u>6.398</u>	<u>1.100</u>	<u>.075</u>	0.494	0.196	.158
DAC-SMA-24	9	<u>8.789</u>	1.746	.039	7.002	1.405	.043	0.708	<u>0.222</u>	.125
SQ-SMA-16	4	9.426	2.412	.048	4.690	1.592	.070	0.956	0.327	.133
WT-SMA-24	1	16.511	1.881	.030	6.890	1.414	.047	<u>0.631</u>	0.368	.129



Main Takeaways

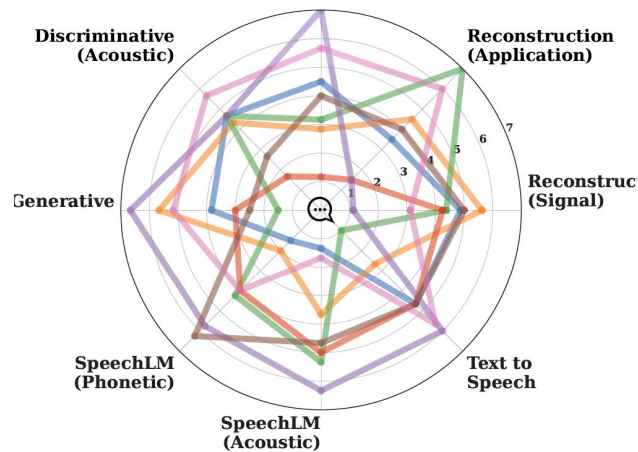
- Same as audio, domain-specific training is crucial for music tokenizers.



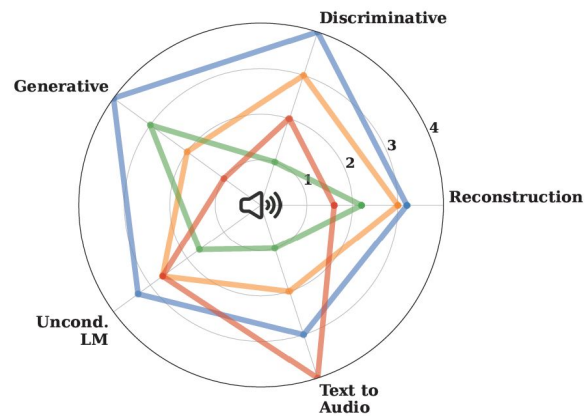
Main Takeaways

- Same as audio, domain-specific training is crucial for music tokenizers.
- Tokenizers with higher sample rates and multi-codebook, associated with higher bitrates, tend to perform better.

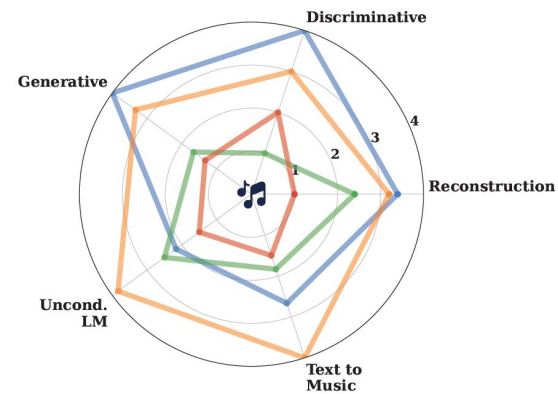
General Trend



(a) Speech Ranking

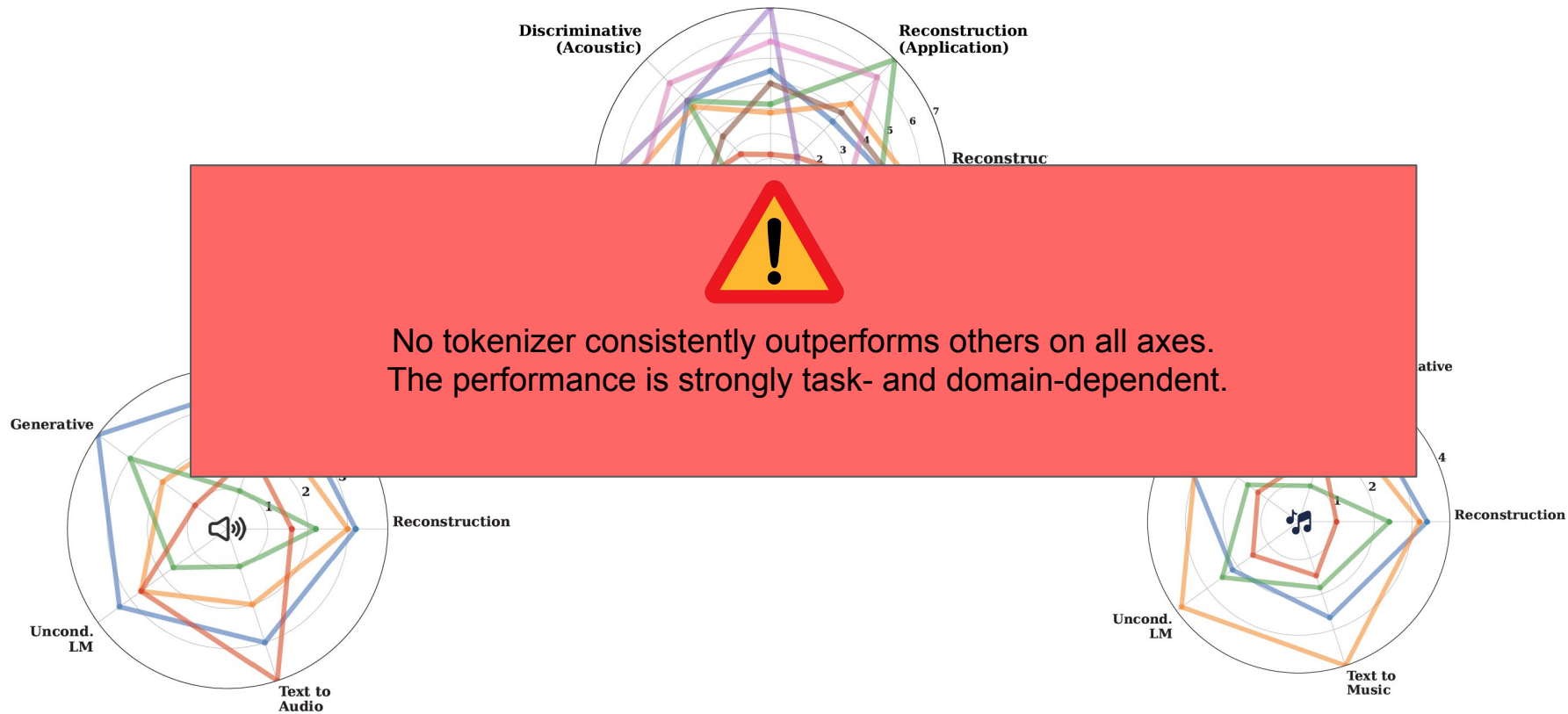


(b) Audio Ranking



(c) Music Ranking

General Trend



(b) Audio Ranking

(c) Music Ranking

Study 3: Ablation Studies

ESPnet-C
odec

Summary of Models Used in the Ablation Study Across 16kHz and 44.1kHz Setups.



Model	Base	Quantization	Distillation	Data Domains		
				Speech	Audio	Music
RVQ-S	DAC	RVQ	-	✓		
RVQ-S+			✓	✓		
RVQ-A			-		✓	
RVQ-M			-			✓
RVQ-3			-	✓	✓	✓
SVQ-S	DAC	SVQ	-	✓		
SVQ-S+			✓	✓		
SVQ-A			-		✓	
SVQ-M			-			✓
SVQ-3			-	✓	✓	✓
FSQ-S	DAC	FSQ	-	✓		
FSQ-A			-		✓	
FSQ-M			-			✓
FSQ-3			-	✓	✓	✓
K-means-S	Unit-HifiGAN	K-means	-	✓		

Ablation Experiments on Reconstruction Performance (speech).



Model\SR(kHz)	SDR↑		SI-SNR↑		PESQ↑		UTMOS↑		DNSMOS P835↑		WER↓		Spk Sim↑	
	16	44.1	16	44.1	16	44.1	16	44.1	16	44.1	16	44.1	16	44.1
Ground truth	-	-	-	-	-	-	<u>4.09</u>	<u>4.09</u>	3.18	3.18	2.83	2.83	-	-
RVQ-S	4.08	<u>8.24</u>	<u>1.15</u>	6.38	2.59	<u>3.24</u>	3.35	<u>3.62</u>	3.16	3.16	2.04	2.63	<u>0.67</u>	0.90
RVQ-S+	1.63	8.40	-1.77	<u>5.67</u>	2.22	3.30	3.12	3.65	3.12	<u>3.14</u>	<u>2.12</u>	3.17	0.69	<u>0.89</u>
RVQ-A	0.59	6.92	-3.36	4.27	2.02	2.86	1.81	3.15	2.58	3.06	2.47	2.92	0.51	0.73
RVQ-M	2.80	6.74	-0.68	4.61	2.00	2.41	1.64	2.33	2.64	2.68	3.20	2.85	0.44	0.56
RVQ-3	2.46	7.50	-1.12	4.63	<u>2.43</u>	3.06	2.71	3.33	2.96	3.08	2.22	<u>2.66</u>	0.61	0.87
SVQ-S	-4.90	0.92	-13.59	-2.04	1.43	1.69	2.19	2.61	3.09	3.10	13.16	8.28	0.35	0.53
SVQ-S+	-4.45	-0.64	-11.74	-3.64	1.42	1.63	2.14	2.40	3.00	3.07	13.71	7.89	0.36	0.52
SVQ-A	-11.80	-5.04	-33.46	-9.56	1.19	1.18	1.25	1.26	1.86	1.97	31.40	34.68	0.19	0.14
SVQ-M	-5.19	-4.70	-11.17	-7.89	1.20	1.14	1.29	1.24	2.19	1.56	14.88	33.87	0.15	0.11
SVQ-3	-5.90	-3.09	-15.13	-7.12	1.29	1.79	1.44	2.57	3.10	3.01	22.24	6.71	0.26	0.49
FSQ-S	<u>3.89</u>	4.58	1.75	2.47	2.08	2.10	<u>3.29</u>	3.06	3.21	3.12	3.57	4.02	0.48	0.66
FSQ-A	1.14	1.00	-1.89	-1.58	1.94	1.74	2.84	2.41	3.15	2.97	5.12	7.59	0.43	0.39
FSQ-M	-1.08	-2.09	-4.39	-4.61	1.39	1.22	1.57	1.26	2.66	2.04	24.46	20.26	0.17	0.16
FSQ-3	2.41	1.29	0.01	-1.28	1.97	1.79	3.06	2.57	<u>3.20</u>	3.01	4.35	6.71	0.44	0.49
K-means-S	-18.21	-	-42.98	-	1.05	-	2.28	-	2.46	-	6.78	-	0.13	-

Ablation Experiments on Reconstruction performance (audio and music).



Model\SR(kHz)	Audio										Music									
	SDR↑		CI-SDR↑		SI-SNR↑		VISQOL↑		SingMOS↑		SDR↑		CI-SDR↑		SI-SNR↑		VISQOL↑		SingMOS↑	
	16	44.1	16	44.1	16	44.1	16	44.1	16	44.1	16	44.1	16	44.1	16	44.1	16	44.1	16	44.1
RVQ-S	-4.05	2.85	-4.02	2.51	-10.07	-0.02	<u>4.18</u>	<u>3.81</u>	2.59	2.66	0.45	6.80	0.44	6.75	-2.29	4.83	4.21	<u>4.17</u>	2.67	2.60
RVQ-S+	-8.90	2.52	-8.83	2.19	-17.57	-1.14	4.13	3.79	2.57	2.63	-6.73	6.60	-6.70	6.55	-11.10	4.46	4.07	4.24	2.64	2.70
RVQ-A	-0.59	3.65	-0.61	3.21	-5.56	0.48	4.22	3.78	<u>2.63</u>	<u>2.65</u>	<u>5.78</u>	8.24	<u>5.70</u>	8.17	2.87	5.97	4.21	4.12	<u>2.71</u>	<u>2.72</u>
RVQ-M	0.65	<u>3.76</u>	0.60	<u>3.35</u>	-4.07	1.06	4.13	3.62	<u>2.63</u>	2.63	6.34	<u>8.33</u>	6.25	<u>8.26</u>	3.82	6.48	<u>4.13</u>	3.99	2.70	2.68
RVQ-3	<u>0.14</u>	3.99	<u>0.11</u>	3.50	<u>-4.47</u>	<u>0.70</u>	4.17	3.83	2.61	<u>2.65</u>	5.75	8.54	5.68	8.46	<u>3.32</u>	<u>6.34</u>	4.12	4.07	2.68	<u>2.72</u>
SVQ-S	-14.80	-8.43	-14.72	-8.07	-31.86	-14.73	3.83	3.28	2.55	2.59	-14.25	-4.78	-14.22	-4.76	-27.16	-7.77	3.68	3.64	2.59	2.70
SVQ-S+	-14.74	-9.39	-14.66	-9.00	-30.69	-16.37	3.84	3.23	2.54	2.59	-15.10	-5.24	-15.06	-5.23	-27.69	-8.80	3.69	3.60	2.58	2.68
SVQ-A	-13.08	-6.80	-13.00	-6.46	-30.70	-12.80	3.86	3.32	2.56	2.59	-6.54	-0.49	-6.52	-0.40	-14.76	-3.21	3.68	3.52	2.65	2.69
SVQ-M	-6.53	-5.50	-6.47	-5.19	-13.43	-10.62	3.94	3.33	2.59	2.58	-0.35	0.52	-0.35	0.52	-2.94	-1.80	3.87	3.33	2.70	2.63
SVQ-3	-9.28	-7.47	-9.21	-7.12	-19.50	-14.32	3.88	3.34	2.52	2.62	-2.75	-1.35	-2.73	-1.35	-6.75	-4.63	3.72	3.54	2.63	2.73
FSQ-S	-7.32	-4.26	-7.26	-4.04	-14.22	-8.12	4.05	3.32	2.60	2.63	-5.04	-0.37	-5.02	-0.37	-8.42	-2.84	3.80	3.65	2.69	2.71
FSQ-A	-2.79	-2.00	-2.76	-1.00	-7.05	-5.37	4.09	3.53	<u>2.63</u>	<u>2.65</u>	0.90	2.62	0.80	2.60	-1.14	0.49	4.00	3.92	2.70	2.73
FSQ-M	-3.37	-3.25	-3.33	-3.05	-8.23	-6.85	4.02	3.41	2.62	2.60	1.54	2.70	1.52	2.77	-0.67	0.66	3.99	3.54	<u>2.71</u>	2.66
FSQ-3	-3.22	-2.36	-3.19	-2.24	-7.86	-6.01	4.06	3.53	2.61	2.62	0.89	2.75	0.88	2.73	-1.38	0.19	3.96	3.74	2.69	2.68
K-means-S	-21.01	-	-20.89	-	-47.37	-	3.14	-	2.78	-	-19.53	-	-19.49	-	-46.03	-	2.82	-	2.87	-



Main Takeaways

- **Data Domains.** Our experiments confirm that reconstruction quality consistently peaks when models are evaluated on domains matching their training data.



Main Takeaways

- **Data Domains.** Our experiments confirm that reconstruction quality consistently peaks when models are evaluated on domains matching their training data.
- **Sampling Rate.** we recommend that future research on discrete audio representation should consider sampling rate as a critical design parameter, with careful optimization based on the selected quantization approach and target application domain.



Main Takeaways

- **Distillation Effect.** Distillation from pretrained speech representations can enhance model performance on certain metrics for signal reconstruction. But, s a potential trade-off between achieving high performance in specialized tasks and maintaining broader generalization capabilities.




Main Takeaways

- **Distillation Effect.** Distillation from pretrained speech representations can enhance model performance on certain metrics for signal reconstruction. But, s a potential trade-off between achieving high performance in specialized tasks and maintaining broader generalization capabilities.
- **Quantization Methods.** Our experiments demonstrate that different quantization methods significantly impact codec performance. The RVQ modeling consistently outperforms other quantization approaches across most reconstruction metrics.



Task	Dataset	~Hours	Data Link
<i>Reconstruction</i>			
Speech	LibriSpeech (Korvas et al., 2014)	6	Link
Music	MUSDB (Rafii et al., 2017)	10	Link
Audio	Audioset (Gemmeke et al., 2017)	56	Link
<i>Downstream</i>			
ASR (En)	LibriSpeech (Korvas et al., 2014)	1,000	Link
ASR (Welsh)	CommonVoice 17.0 (Ardila et al., 2020)	8	Link
ASR (Basque)	CommonVoice 17.0 (Ardila et al., 2020)	116	Link
Speaker ID / Verification	VoxCeleb1 (Nagrani et al., 2017)	350	Link
Emotion Recognition	IEMOCAP (Busso et al., 2008)	7	Link
Keyword Spotting	Speech Commands (Warden, 2018)	18	Link
Intent Classification	SLURP (Bastianelli et al., 2020)	10	Link
Speech Enhancement	VoiceBank (Valentini-Botinhao et al., 2016)	10	Link
Speech Separation	Libri2Mix (Cosentino et al., 2020)	400	Link
Music Genre Classification	GTZAN (Tzanetakis & Cook, 2002)	8	Link
Music Source Separation	MUSDB (Rafii et al., 2017)	10	Link
Sound Event Classification	ESC-50 (Piczak, 2015)	2	Link
Audio Separation	FUSS (Wisdom et al., 2021)	23	Link
<i>Acoustic LM</i>			
Speech Language Modeling	LibriHeavy (Kang et al., 2024)	56,000	Link
Text-to-Speech	LibriTTS (Zen et al. (2019))	960	Link
Audio Generation	Data Mix (see Sec. 3.3.3 for details)	4050	-
Music Generation	FMA (Defferrard et al., 2017)	702	Link
<i>Ablation</i>			
Speech	Data Mix (see Sec. 4 for details)	1,000	-
Music	Data Mix (see Sec. 4 for details)	1,000	-
Audio	Data Mix (see Sec. 4 for details)	1,000	-

Conclusion and Future Directions



Scaling Limitations and Generalizability

Scaling Limitations and Generalizability

Correlation between Reconstruction and Downstream
Performance

Scaling Limitations and Generalizability

Correlation between Reconstruction and Downstream
Performance

Fair and Consistent Evaluation

Scaling Limitations and Generalizability

Correlation between Reconstruction and Downstream
Performance

Fair and Consistent Evaluation

Benchmark vs. Reported Performance Gap

Scaling Limitations and Generalizability

Correlation between Reconstruction and Downstream
Performance

Fair and Consistent Evaluation

Benchmark vs. Reported Performance Gap

Semantic Distillation Beyond Speech

Scaling Limitations and Generalizability

Correlation between Reconstruction and Downstream
Performance

Fair and Consistent Evaluation

Benchmark vs. Reported Performance Gap

Semantic Distillation Beyond Speech

Discrete vs. Continuous Representations

Scaling Limitations and Generalizability

Correlation between Reconstruction and Downstream
Performance

Fair and Consistent Evaluation

Benchmark vs. Reported Performance Gap

Semantic Distillation Beyond Speech

Discrete vs. Continuous Representations

Toward Unified Tokenizers

Scaling Limitations and Generalizability

Correlation between Reconstruction and Downstream
Performance

Fair and Consistent Evaluation

Benchmark vs. Reported Performance Gap

Semantic Distillation Beyond Speech

Discrete vs. Continuous Representations

Toward Unified Tokenizers

Trustworthiness

